

付録 11 印刷物傾向調査 取り組み例

印刷物傾向調査を行った際の、取り組み例を示す。

具体分类方法的例子之一

杯面
盖子 "可燃垃圾"
容器 (塑料制) "塑料制容器包装"
袋 "塑料制容器包装"
※如果难以清除污渍则归为 "可燃垃圾"
外包装薄膜 "塑料制容器包装"

3包装 布丁
盖子 (塑料制) "塑料制容器包装"
杯子 "塑料制容器包装"
外包装薄膜 "塑料制容器包装"
衬纸 "其他废旧纸张"

5连装 纸巾盒
取出口的薄膜 "塑料制容器包装"
纸巾 "可燃垃圾"
外包装薄膜 "塑料制容器包装"
纸箱 "其他废旧纸张"

网装洋葱
胶布 "塑料制容器包装"
皮 "可燃垃圾"
网 "塑料制容器包装"

点心类
分割格子 (塑料制) "塑料制容器包装"
※纸制的分隔格子请归为 "其他废旧纸张"
干燥剂 "可燃垃圾"
纸箱 "其他废旧纸张"
包装纸 "其他废旧纸张"

铝 轮
盒子的刃 (金属制) "不可燃垃圾"
※纸制盒子的刃请不要拆下归为 "其他废旧纸张"
包装纸 "其他废旧纸张"
铝箔 "不可燃垃圾"
芯 "其他废旧纸张"

精 肉
保鲜膜 (价格标签请保持原样, 清除污渍) "塑料制容器包装"
白色托盘 "塑料制容器包装"
吸水薄垫 "可燃垃圾"
※请尽量送至超市等店面回收。

香 烟
烟蒂 "可燃垃圾"
铝箔纸 "可燃垃圾"
纸盒 "其他废旧纸张"
外包装薄膜 "塑料制容器包装"

药 品
纸盒 "其他废旧纸张"
外包装薄膜 "塑料制容器包装"
包装膜 "塑料制容器包装"
药品 (因超过使用期而处理时) "可燃垃圾"

摩 丝
盖子 "塑料制容器包装"
罐子 "罐" 用完请钻孔
外包装薄膜 "塑料制容器包装"

干 电 池
衬纸 "其他废旧纸张"
包装 "塑料制容器包装"
干电池 "干电池"

使用插图, 对容器包装的分类进行一目了然的说明。
即使种类相同, 根据材料不同, 分类有可能不同, 请您注意这一点。






















公司产生的垃圾
公司产生的垃圾请自行运送到清扫中心 (可能的物品无法接收), 或委托许可公司处理。
地区的垃圾收集点, 专用于家庭扔弃的垃圾。公司产生的垃圾不能扔弃到垃圾收集点。

咨询单位
长野市生活环境课 电话: 224-7635 · 224-5035 传真: 224-5108
网站主页 <http://www.city.nagano.nagano.jp>

2009. 10月発行
PRINTED WITH SOY INK

詳細イラストの例: 長野県長野市「家庭用資源物とごみの出し方保存版」裏表紙より¹⁾

Please dispose of refuse before 8:30 a.m. on the collection day
(or by 7:30 a.m. in the early-morning collection areas).

Major Non-burnable Refuse	Non-burnable refuse has 3 types! metal, glass, china wares			Disposal Procedures		Disposal Notes ※ Wrap kitchen knives, broken glasses and dishes in paper before putting in a designated collection bag, and indicate "Dangerous Article" etc. on the bag. ※ Tie up the bag at the top. ※ Items which cannot fit into the collection bag or weigh more than 5 kg are bulky Refuse, and are not collected even if they are in the designated bags. (Refer to pages 10-12.)	
	Kettles, Aluminum foil 	Glass tableware 	Teapots, Earthenware pots 				
Toxic Refuse	Batteries (Button Cell Batteries) 	Fluorescent Lamps 	Mercury Thermometers 	Spray cans, Gas Cartridges, Disposable Lighters 	Disposal Procedures	Put them into transparent or semi-transparent bags. 	
	Make sure containers are empty before disposing. For those who have difficulties in emptying the container, contact the Refuse General Consultation Center.						
Plastic Containers (major items)	Packs, Cups, Bottles, Tubes, Containers, Trays, Other type of bags Check this mark for a toxic item.  				Disposal Procedures	Remove dirt 	Please put it directly into the prepared container. 
	Dispose of the following items as burnable refuse, not as plastic containers.   						
DO NOT include the following items.  				How to Remove Dirt   			
Dirty plastic containers and wrapping Plastic products without the identifying mark. Leather and rubber items (brief case, belt, shoes, etc.)				Rinse off with leftover dishwasher or wipe clean with refuse cloth or paper. Spread down paper or piece of cloth, invert and drain off oil. For confection bags, etc., tap them lightly to empty of its contents.			

※ See page 5 for the proper place to dispose of the refuse.
 ※ In the event of excessively strong wind, the refuse could be blown off and become very dangerous. Please consider disposing of the refuse in the next opportunity.

写真掲載の例：東京都八王子市「資源物とごみの出し方（外国語版）英語」7ページより²⁾

<参考文献>

- 1) 長野県長野市：2014-10-9, 自治体配布資料
- 2) 東京都八王子市：資源物とごみの出し方（外国語版）<<http://www.city.hachioji.tokyo.jp/gomi/dashikatagaikokugo.html>>, 2015-01-05